



RODAN(TAIWAN)LTD.

PHOTODIODE

1.ELEMENT APPEARANCE

PAGE : 1 / 4

Model No.	Lighting Color	Resin Color
RT4-06SDT	Non-Visible	Water Clear

2.ABSOLUTE MAXIMUM RATINGS AT Ta=25°C

Characteristic	Symbol	Rating	Unit
Operating temperature	Topr	-25 to +85	°C
Storage temperature	Tstg	-25 to +100	°C

Lead soldering temperature (3mm from body) 260°C for 5sec.

3.ELECTRO-OPTICAL CHARACTERISTICS AT Ta=25°C

Characteristic	Symbol	Condition	Min.	Typ.	Max.	Unit
Reverse breakdown voltage	V _{BR}	I _R =100μ A	33	170		V
Reverse dark current	I _D	V _R =10V			10	nA
Light current	I _L	Ee=0.5mW/cm ² ,@940nm	4.9	8.2		μ A
Open circuit voltage	V _{OC}	Ee=5mW/cm ²		410		mV
Short circuit current	I _{SC}	Ee=5mW/cm ²		16		μ A
Total capacitance	C _t	V _R =5V , f=1MHZ		6		pF
Wavelength of the max. sensitivity	λ p			900		nm
Radiant sensitivity area	A			1.55		mm ²
Turn-on/Turn-off Time	ton/toff	V _R =5V , R _L = 50Ω λ =850nm		10/10		ns
Viewing angle	2θ 1/2			160		deg.

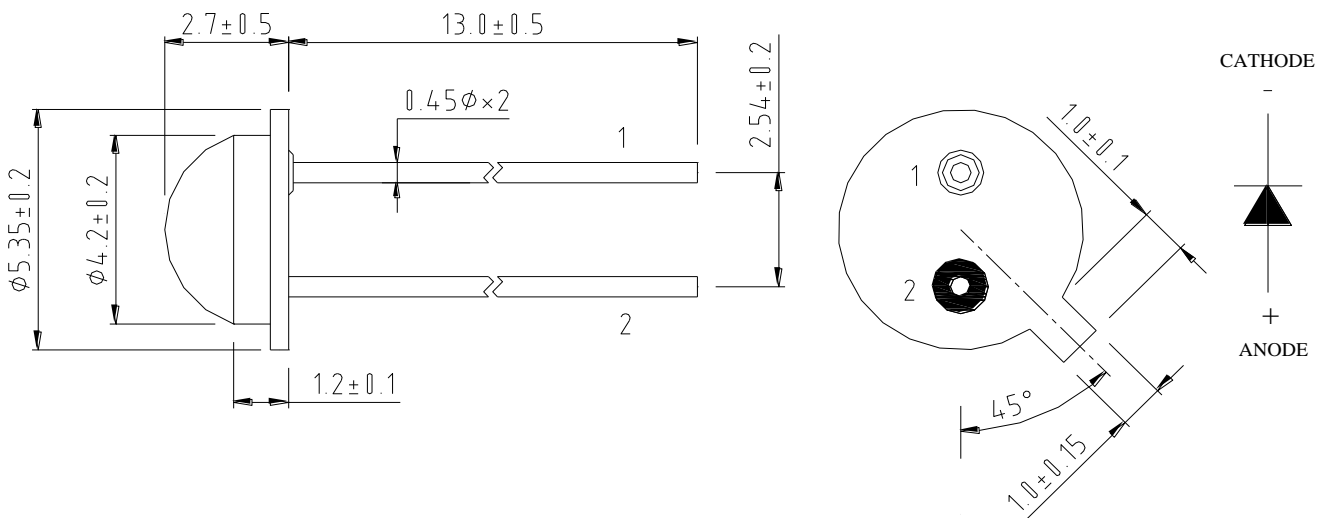
* Reverse light current Measurement allowance is ±15%

4.DIMENSIONS UNIT : m/m

SIGN : 1.CATHODE

2.ANODE

Tolerance is ±0.2mm unless otherwise specified.

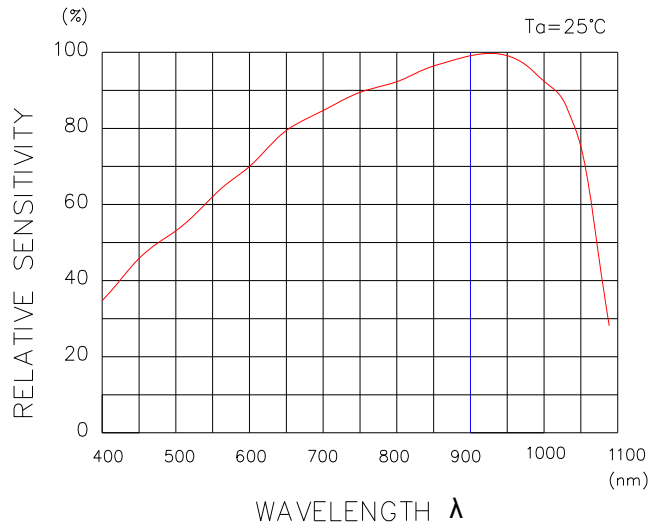
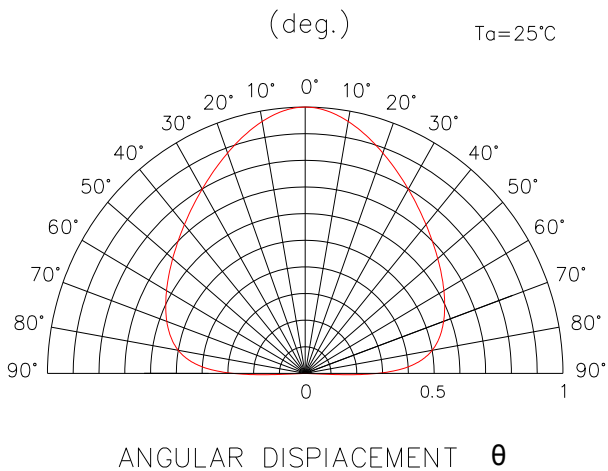
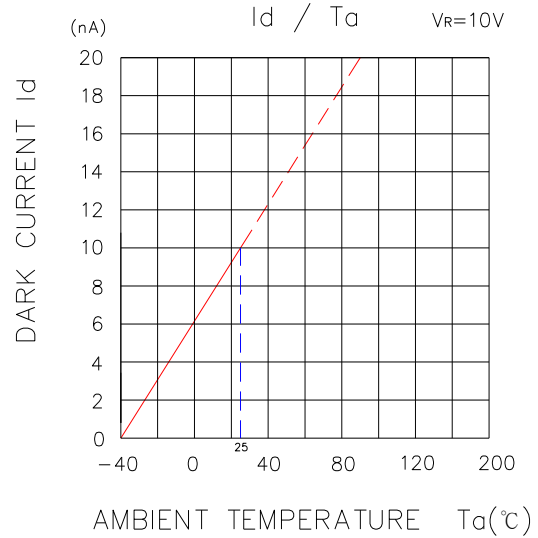
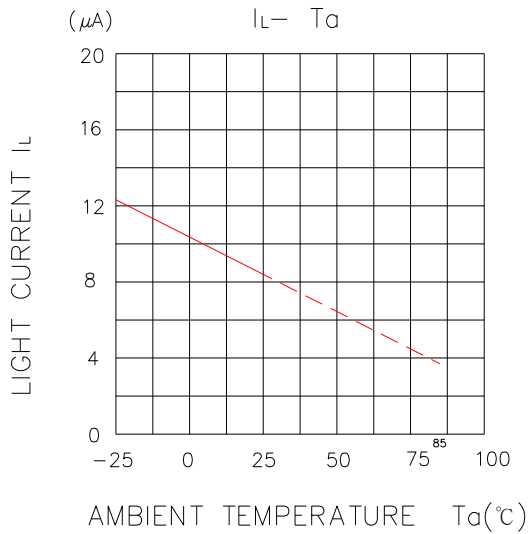
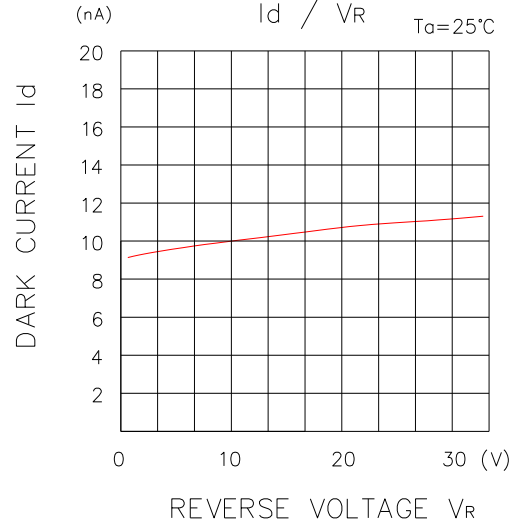
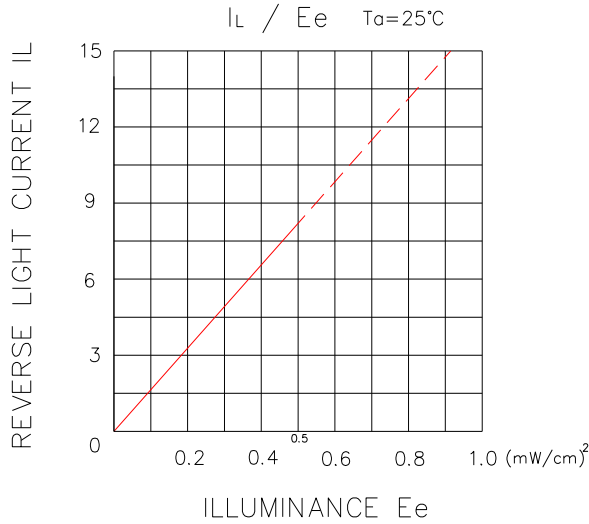




RODAN(TAIWAN)LTD.

Model : RT4-06SDT

PAGE : 2 / 4





Soldering Profile

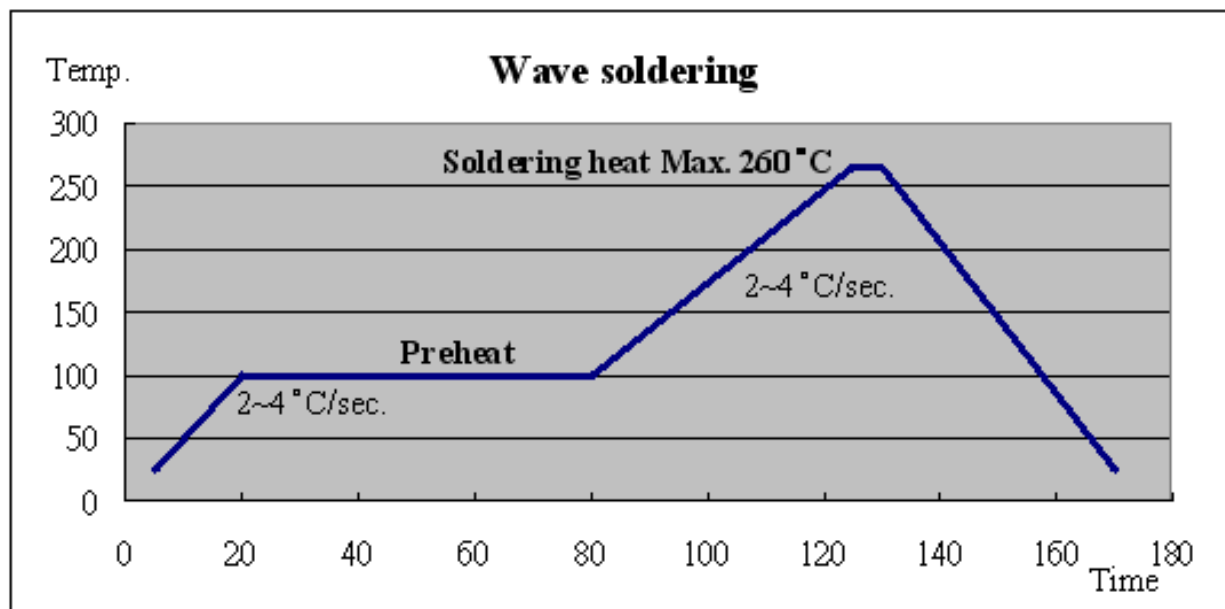
Compliant with the following condition :

(1) Leaded quantity of product below 100 ppm

(2) Lead-free process

Shape	Lead Frame Type / Holder Type
Hand soldering	1.Temp.at tip of iron : 300 °C MAX. 2.Soldering time : 3 sec MAX. 3.Distance : 3 mm MIN (from solder joint to case)
DIP soldering	1.Preheat temp : 100 °C MAX , 60 sec MAX. 2.Bath temp : 260 °C MAX. 3.Bath time : 5 sec MAX. 4.Distance : 3 mm MIN (From solder joint to case).
Reflow soldering	NO
Shape	SMD Type
Hand soldering	1.Temp.at tip of iron : 300 °C MAX. 2.Soldering time : 3 sec MAX.
DIP soldering	1.Preheat temp. : 120-150 °C , 60-120 sec. 2.Bath temp. : 260 °C MAX. 3.Bath time : 5 sec
Reflow soldering	1.Preheat temp. : 150-180 °C , 120 sec MAX. 2.Peak temp. : 260 °C MAX. 3.Peak time : 10 sec MAX.

Lamp wave soldering profile :





Reliability Test Items

CONDITIONS :

The reliability of products shall be satisfied with items listed below.

NO.	Item	Condition	Time/Cycle	Number of Damaged
1	Soldering Heat Test	260°C	5 sec	0/60
2	Thermal Shock	0°C (5min) ~100°C (5min)	20 cycle	0/60
3	High Temp. Storage	100°C	1000 Hrs	0/60
4	Low Temp. Storage	-25°C	1000 Hrs	0/60
5	Temperature Cycle Test	-25°C ~85°C	100 Cycles, 200Hrs	0/60
6	High Temp. High Humidity Test	85°C , 85% RH	1000Hrs	0/60
7	Operation Life Test	Room Temp. @IR940nm	1000Hrs	0/60