



MINI BACKLIGHT LED

1.ELEMENT APPEARANCE

PAGE : 1 / 4

Model No.	Material	Lighting Color	Surface Color
RT-340K2T	InGaN/GaN	Blue	Water Clear

2.ABSOLUTE MAXIMUM RATINGS AT Ta=25°C

Characteristic	Symbol	Rating	Unit
Forward direct current	IFM	25	mA
Reverse voltage	VR	8	V
Power dissipation	Pd	200	mW
Operating temperature	Topr	-25 to +85	°C
Storage temperature	Tstg	-25 to +100	°C

3.ELECTRO-OPTICAL CHARACTERISTICS AT Ta=25°C

Characteristic	Symbol	Condition	Min.	Typ.	Max.	Unit
Luminous intensity	Iv	IF=20mA		250		mcd
Forward voltage	VF	IF=20mA		6.6	8.0	V
Reverse current	IR	VR=4V			10	μA
Dominant wavelength	λd	IF=20mA		470		nm
Spectral line half width	Δλ	IF=20mA		30		nm
Viewing angle	2θ 1/2	IF=20mA		120		deg

Luminous Intensity Measurement allowance is ±15%

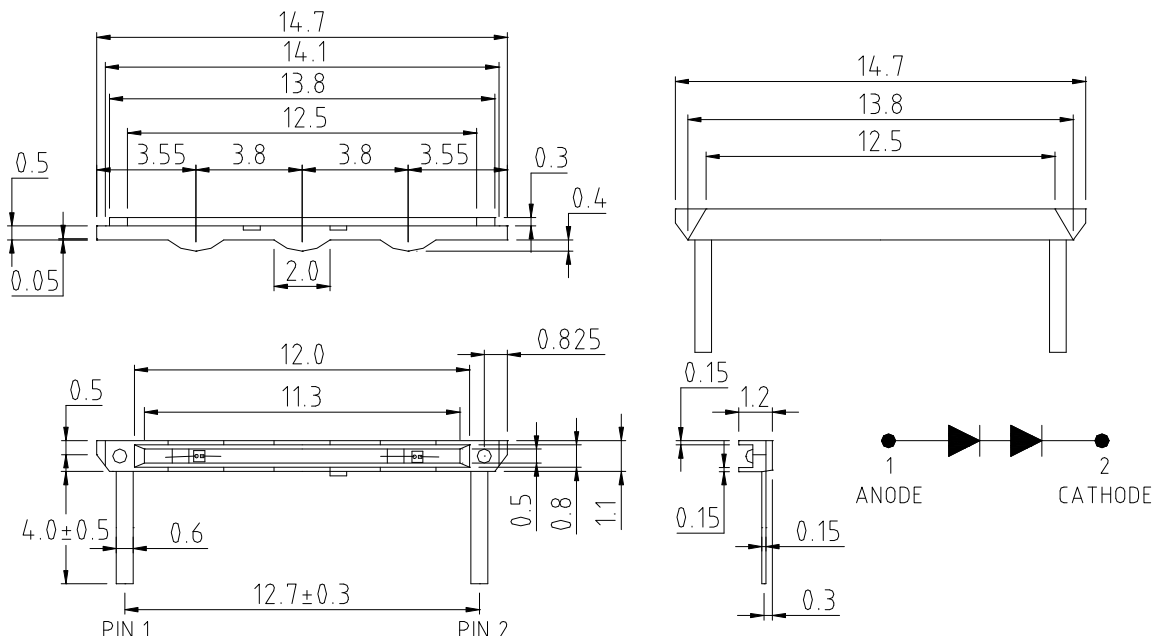
Forward voltage Measurement allowance is ±0.05V

Emission wavelength Measurement allowance is ±1nm

4.DIMENSIONS UNIT : m/m

SIGN : 1.CATHODE

3.ANODE

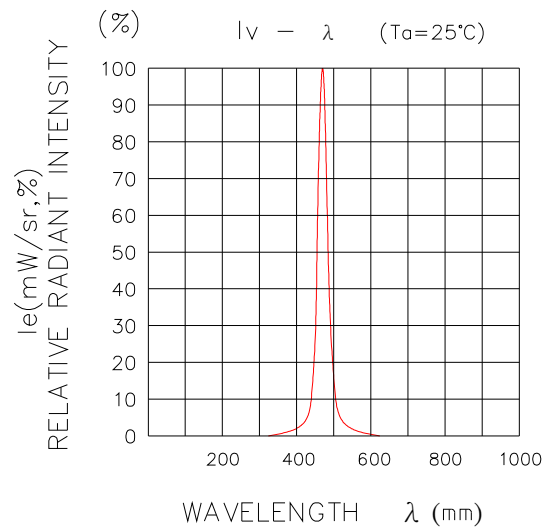
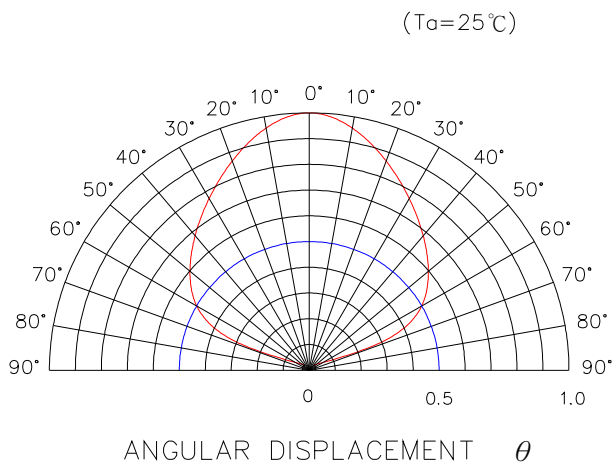
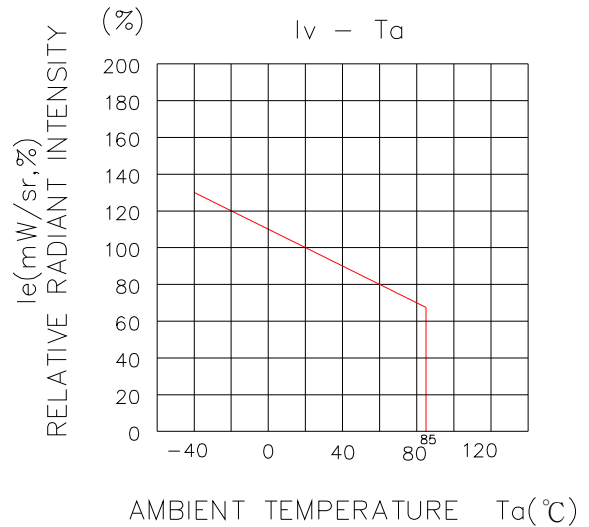
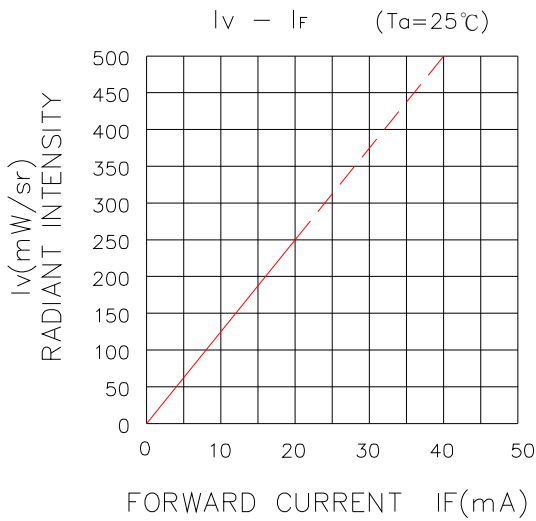
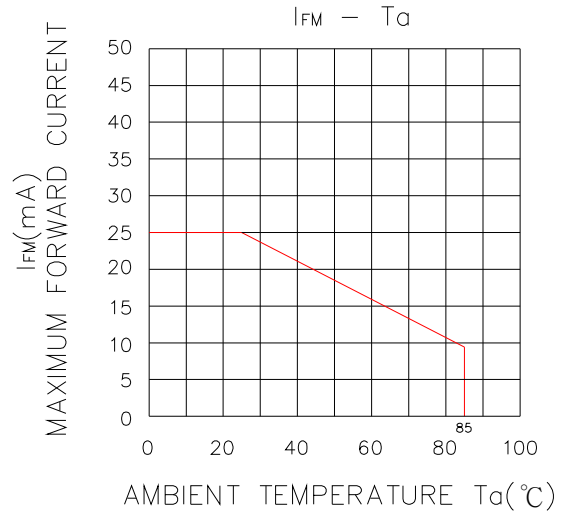
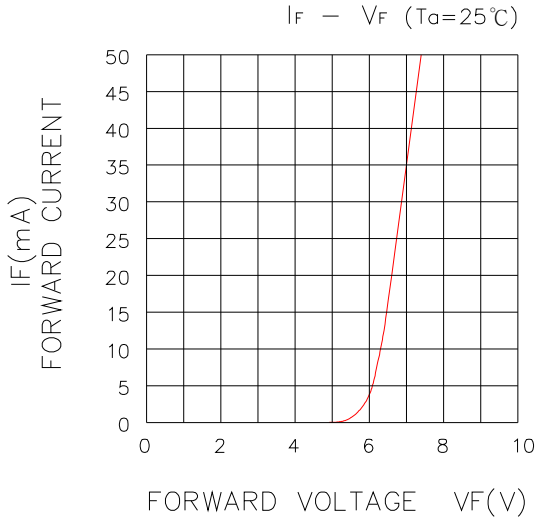




RODAN(TAIWAN)LTD.

Model : RT-340K2T

PAGE : 2 / 4





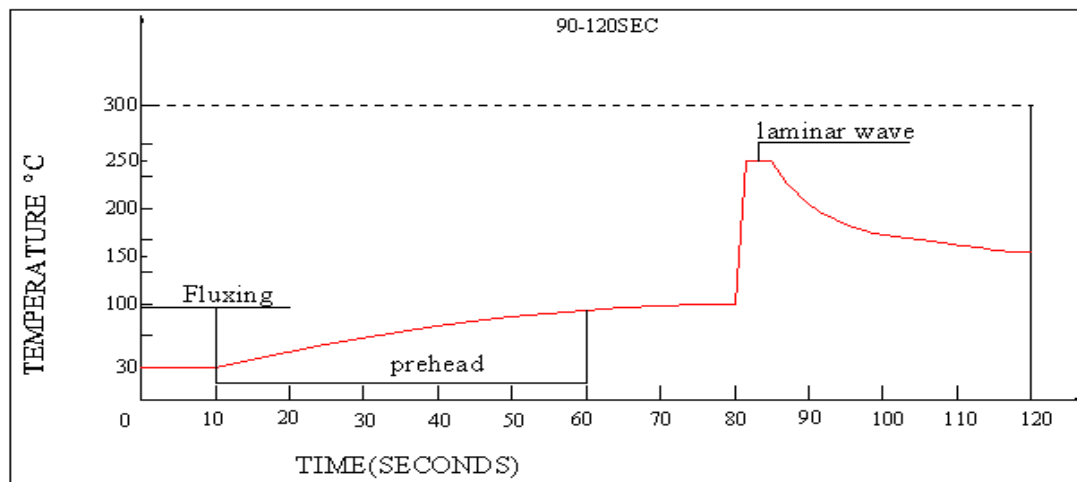
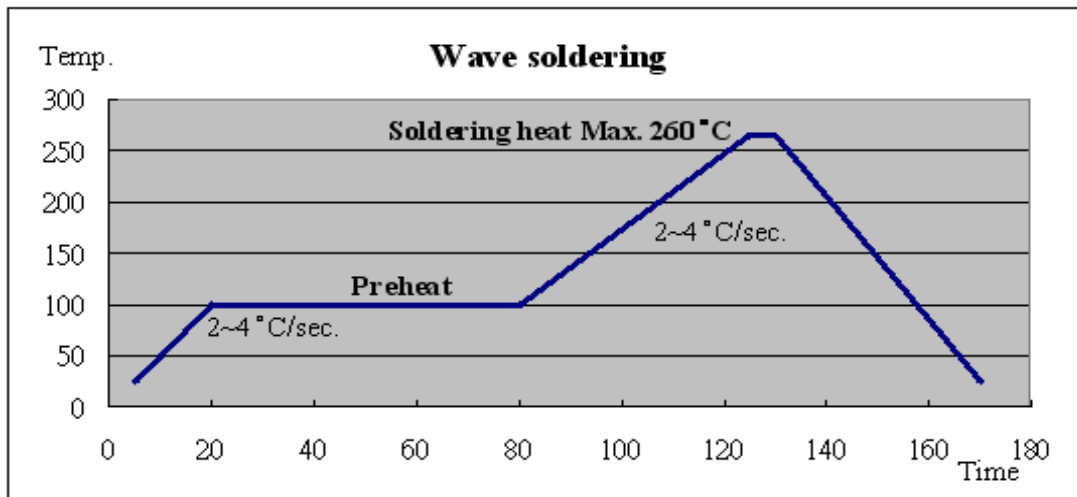
Soldering Profile

Compliant with the following condition :

- (1) Leaded quantity of product below 100 ppm
- (2) Lead-free process

Shape	Lead Frame Type / Holder Type
Hand soldering	1.Temp.at tip of iron : 300 °C MAX(30W MAX). 2.Soldering time : 3 sec MAX. 3.Distance : 3 mm MIN (from solder joint to case)
DIP soldering	1.Preheat temp : 100 °C MAX , 60 sec MAX. 2.Bath temp : 260 °C MAX. 3.Bath time : 5 sec MAX. 4.Distance : 3 mm MIN (From solder joint to case).
Reflow soldering	NO
Shape	SMD Type
Hand soldering	1.Temp.at tip of iron : 300 °C MAX. 2.Soldering time : 3 sec MAX.
DIP soldering	1.Preheat temp. : 120-150 °C , 60-120 sec. 2.Bath temp. : 260 °C MAX. 3.Bath time : 5 sec
Reflow soldering	1.Preheat temp. : 150-180 °C , 120 sec MAX. 2.Peak temp. : 260 °C MAX. 3.Peak time : 10 sec MAX.

wave soldering profile :





Reliability Test Items

CONDITIONS :

The reliability of products shall be satisfied with items listed below.

NO.	<u>Item</u>	Condition	Time / Cycle	Criteria	Ac / Re	Sample Quantity
1	Soldering Heat Test	260°C	5 sec	Open / Shot	0 / 1	60 pcs
2	Thermal Shock	0°C (5min) ~100°C (5min)	20 Cycles	Open / Shot	0 / 1	60 pcs
3	High Temp. Storage	100°C	1000 Hrs	Open / Shot	0 / 1	60 pcs
4	Low Temp. Storage	-25°C	1000 Hrs	Open / Shot	0 / 1	60 pcs
5	Temperature Cycle Test	-25°C ~85°C	100 Cycles , 200Hrs	Open / Shot	0 / 1	60 pcs
6	High Temp. High Humidity Test	60°C , 90% RH	1000Hrs	Open / Shot	0 / 1	60 pcs
7	DC Operation Life Test	IF=20mA	1000Hrs	Power decay	≤ 30%	60 pcs