



RODAN(TAIWAN)LTD.

MINI BACKLIGHT LED

1.ELEMENT APPEARANCE

PAGE : 1/3

Model No.	Material	Lighting Color	Surface Color
RT-340GUC	GaP/ GaP	Yellow Green	Green Clear

2.ABSOLUTE MAXIMUM RATINGS AT Ta=25°C

Characteristic	Symbol	Rating	Unit
Forward direct current	IFM	25	mA
Reverse voltage	VR	8	V
Operating temperature	Topr	-25 to + 85	°C
Storage temperature	Tstg	-25 to + 100	°C
Power dissipation	Pd	120	mW

3.ELECTRO-OPTICAL CHARACTERISTICS AT Ta=25°C

Characteristic	Symbol	Condition	Min.	Typ.	Max.	Unit
Luminous intensity	Iv	IF=20mA	20	40		mcd
Forward voltage	VF	IF=20mA	3.8	4.4	5.2	V
Reverse current	IR	VR=4V			10	μA
Peak emission wavelength	λp	IF=20mA		568		nm
Dominant wavelength	λd	IF=20mA		573		nm
Spectral line half width	Δλ	IF=20mA		30		nm
Viewing angle	2θ 1/2	IF=20mA		120		deg

※ Radiant Intensity Measurement allowance is ±15 %

※ Forward voltage Measurement allowance is ±0.05V

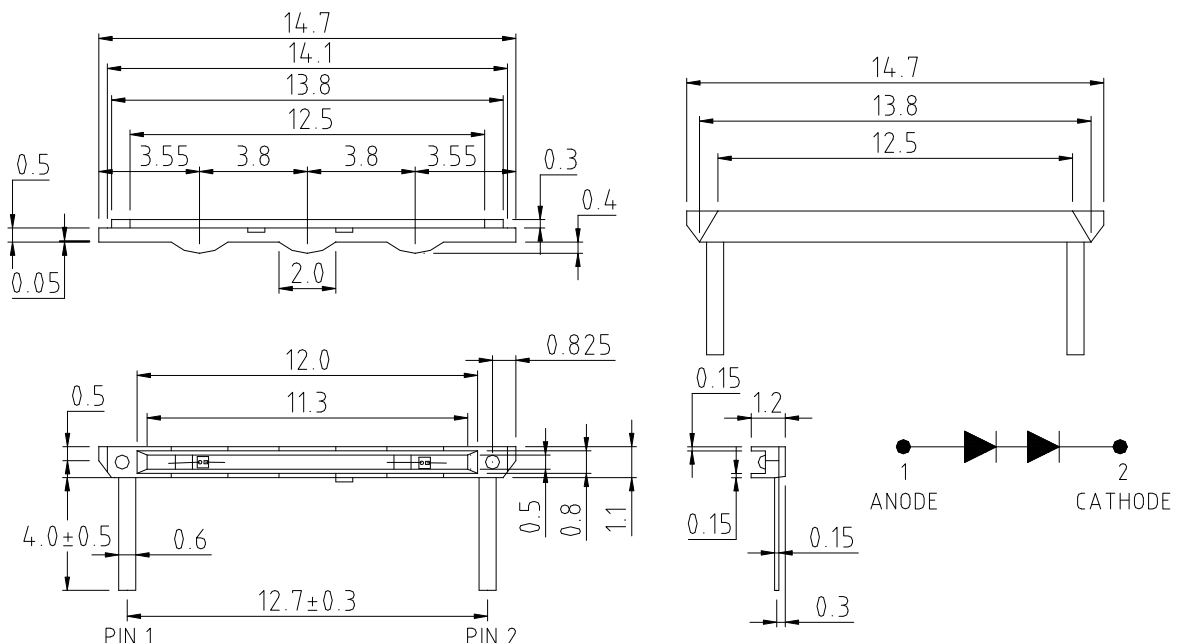
※ Emission wavelength Measurement allowance is ±1nm

4.DIMENSIONS UNIT : m/m

Tolerance is ±0.25mm unless otherwise specified.

SIGN : 1.ANODE

2.CATHODE





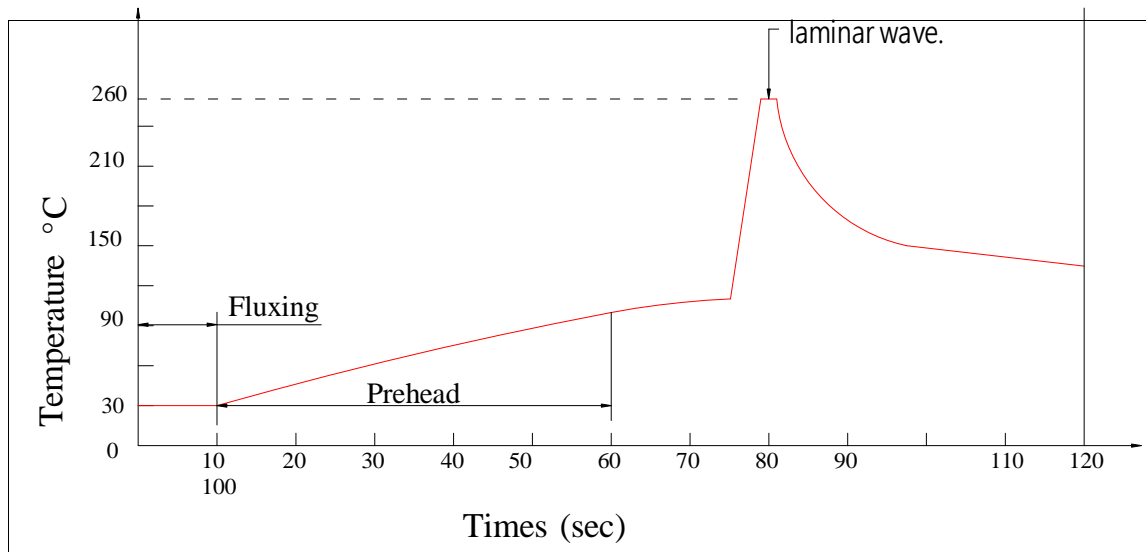
RODAN(TAIWAN)LTD.

Soldering Profile

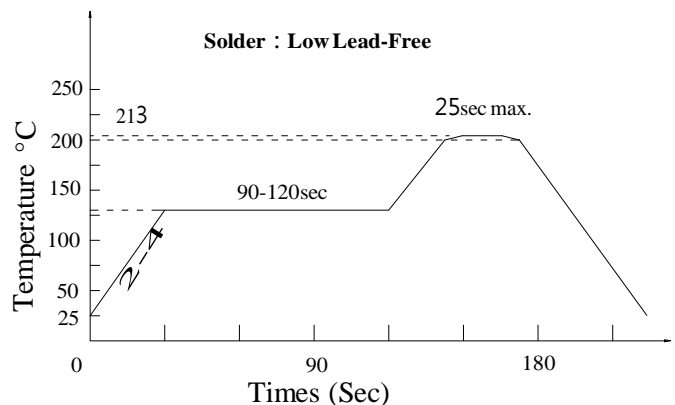
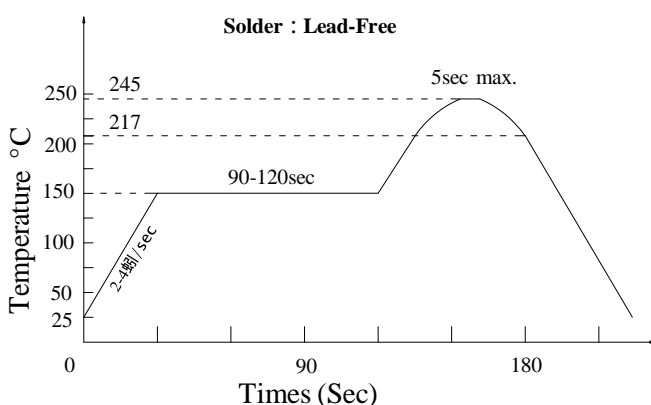
Compliant with the following condition :

- (1) Leaded quantity of product below 100 ppm
- (2) Lead-free process

Shape	Lead Frame Type
Hand soldering	1.Temp.at tip of iron : 300 °C max.(30W max.) 2.Soldering time : 3 sec max. 3.Distance : 3 mm MIN (from solder joint to case)
DIP soldering	1.Preheat temp : 100 °C max , 60 sec max. 2.Bath temp : 260 °C max. 3.Bath time : 3 sec max. 4.Distance : 3 mm MIN (From solder joint to case)
Recommended soldering profile	1.Preheat temp. : 100 °C , 50 sec max. 2.Peak temp. : 260 °C max. 3.Peak time : 3 sec max. 4.Duration above: 200°C · 3 sec max.



Profile Feature	SMD Type	
	Solder : Lead-Free	Solder : Low Lead-Free
Preheat temp	150-180 °C · 4°C/sec max. 120 sec max.	130-170 °C · 4°C/sec max. 120 sec max.
Peak temp	245 °C max. · 5 sec max.	213 °C max. · 25 sec max.
Duration above	217 °C · 60 sec max.	200 °C · 40 sec max.





Reliability Test Items

CONDITIONS :

The reliability of products shall be satisfied with items listed below.

NO.	<u>Item</u>	Condition	Time / Cycle	Criteria	Ac / Re	Sample Quantity
1	Soldering Heat Test	260°C	5 sec	Open / Short	0 / 1	60 pcs
2	Thermal Shock	0°C (5min) ~100°C (5min)	20 Cycles	Open / Short	0 / 1	60 pcs
3	High Temp. Storage	100°C	1000 Hrs	Open / Short	0 / 1	60 pcs
4	Low Temp. Storage	-25°C	1000 Hrs	Open / Short	0 / 1	60 pcs
5	Temperature Cycle Test	-25°C ~85°C	100 Cycles , 200Hrs	Open / Short	0 / 1	60 pcs
6	High Temp. High Humidity Test	60°C, 90% RH	1000Hrs	Open / Short	0 / 1	60 pcs
7	DC Operation Life Test	IF=20mA	1000Hrs	Power decay	≤ 30%	60 pcs